

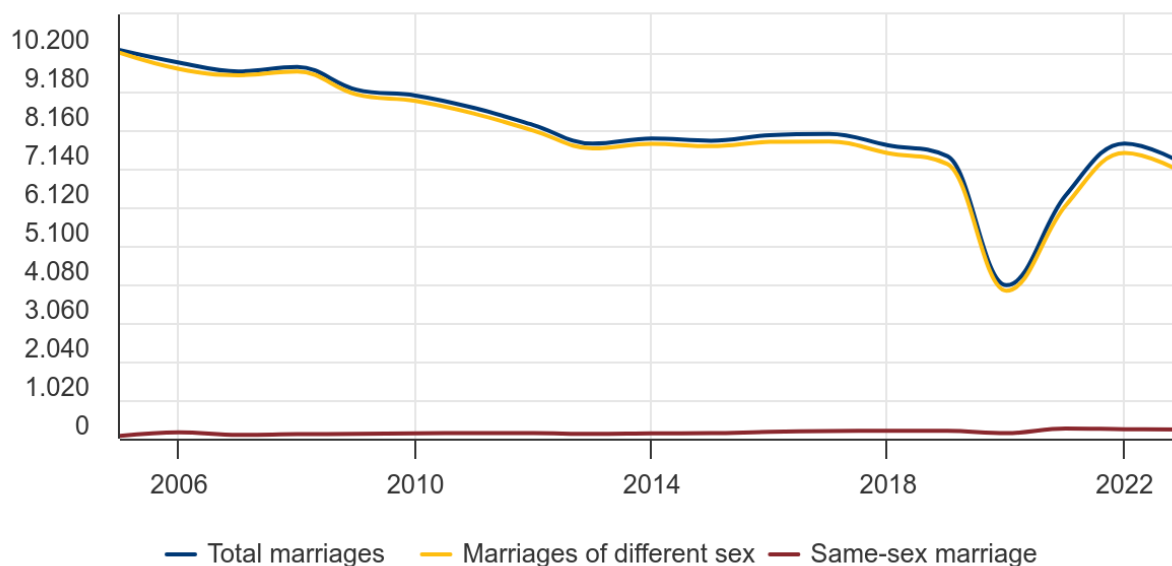
There were 7,264 marriages in the Basque Country in 2023, down 7% on the previous year

Compared to 2019, there was a drop of 2.8%

There was a total of 7,264 marriages in the Basque Country in 2023, down 7% on 2022, according to Eustat data. If we take into account marriages of residents of the Basque Country between individuals of a different sex, the number was 7,022, 534 weddings fewer than the previous year. The number of marriages decreased by 2.8% compared to 2019.

The Basque marriage rate stood at 3‰ weddings per thousand inhabitants, a figure lower than both the Spanish rate (3.7‰), and that of the European Union (4.2‰), the data in both cases from 2022, which is the latest data available.

Evolution of marriages in the Basque Country by type



Source: Eustat. Marriage statistics

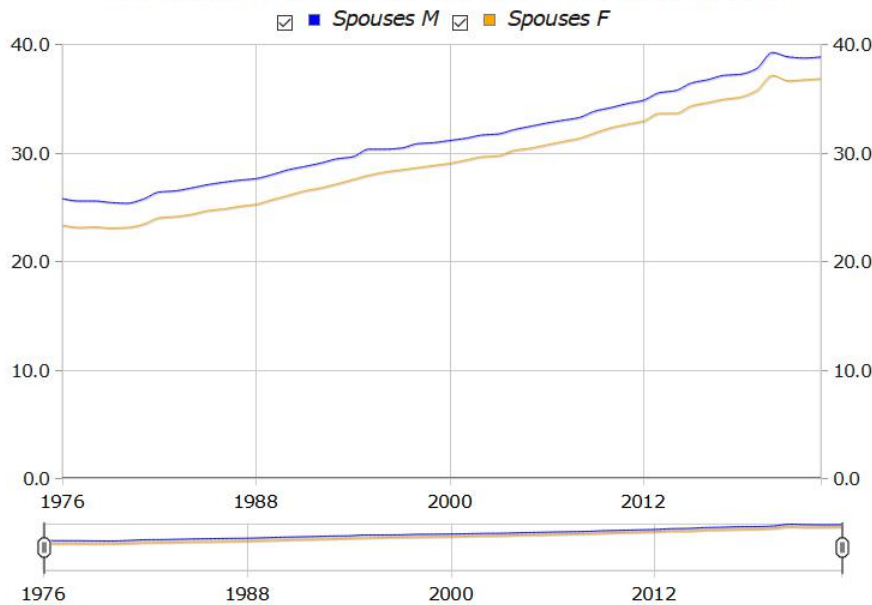
The average age at marriage for single men was over 38

In 2023, the age at marriage among different-sex couples increased compared to 2022, as single men resident in the Basque Country married at 38.8 years of age on average and women living in the Basque Country at 36.8. In 2022, these figures were 38.7 and 36.7 years of age respectively.

In comparison with 2019, the average age at marriage for single people has increased, since the ages that year stood at 37.7 and 35.7 respectively. The difference in ages between the two spouses remained stable at around 2 years.

There was a drop in the number of divorcees entering into different-sex marriages. The percentage of previously divorced wives and husbands stood at 14.9% and 15.4%, respectively; this value is below that of 2022 for husbands when it was 16.2%, and the same for wives (15.4%).

Average age at first marriage between people of different sex en the Basque Country by sex



Source: Eustat. Marriage statistics

242 of the married couples in the Basque Country were in same-sex marriages, down 3.6% on 2022, when there were 251. Marriages between women have exceeded marriages between men since 2012, accounting for 56.2% of same-sex marriages in 2023.

In same-sex marriages, single men resident in the Basque Country married at an average age of 43.5 years old in 2023 and women at 38.1. The percentage of previously divorced men in these couples stood at 9% and that of women at 10.9%.

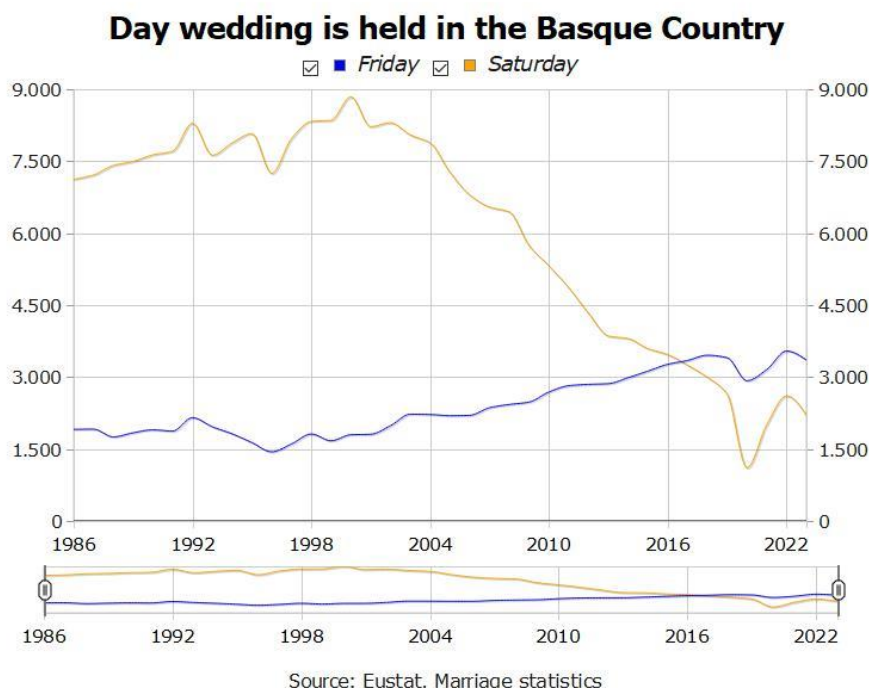
9 out of 10 weddings in 2023 were civil

Civil weddings represented 90.5% of marriages, which was an increase of 0.6% compared to 2022. In 1993 civil marriages only accounted for 26.9% of the total.

As regards residency, 95.3% of married couples settled in the Basque Country and 4.7% went elsewhere, with the main destinations being Cantabria (76), Madrid (54), Burgos (39), and Navarra (35).

More weddings were held on Fridays than on Saturdays

The large increase in civil weddings, along with the fact that, from 2009, almost half of them were celebrated on a Friday, together with the significant reduction in religious weddings, meant that since 2017, there have been more weddings on Fridays than on Saturdays in the Basque Country; the proportion in 2023 was 46.2% compared to 30.3%.



In 24.8% of marriages between different-sex couples, at least one of the spouses was of foreign nationality

Regarding the nationality of people entering into marriage, in 1,741 marriages (24.8% of the total) at least one of the spouses was foreign; in 2022 this percentage was 23.3%. In 40.4% of these marriages both spouses were foreign nationals; in 39.7% it was the wife who had foreign nationality, and in 19.8% it was the husband.

In different-sex marriages in which both spouses were foreigners, most had American nationality, although the percentage was greater amongst women (73%) than men (68.5%). The second most significant continent in terms of nationality was Africa, with 21.6% of men and 18.5% of women.

In the case of marriages in which only the woman had foreign nationality, 74.7% corresponded to an American country (mainly Colombia, Nicaragua and Brazil), followed by 19.1% who had European nationality (with Romania, Russia and Ukraine standing out).

If it was only the man with foreign nationality, this was shared across American countries (38.8%), primarily Colombia and Argentina, and European countries (33%), most notably France and Portugal, among others. Also of note was that they had Moroccan nationality in 15.1% of cases.

Marriages in the Basque Country by month of celebration, territory of registration, territory of residence and type of marriage. 2019-2023

	2023	2022		2021		2020		2019	
	NO.	NO.	Increase (%) 2023/2022	NO.	Increase (%) 2023/2021	NO.	Increase (%) 2023/2020	NO.	Increase (%) 2023/2019
Marriages	7.264	7.807	-7,0	6.427	13,0	4.057	79,0	7.471	-2,8
Month of celebration									
January	281	286	-1,7	286	-1,7	333	-15,6	228	23,2
February	251	311	-19,3	247	1,6	363	-30,9	290	-13,4
March	559	454	23,1	324	72,5	229	144,1	497	12,5
April	451	502	-10,2	404	11,6	16	2718,8	422	6,9
May	779	774	0,6	577	35,0	89	775,3	755	3,2
June	1.063	1.053	0,9	839	26,7	359	196,1	996	6,7
July	981	1.203	-18,5	961	2,1	577	70,0	1.022	-4,0
August	285	466	-38,8	342	-16,7	250	14,0	501	-43,1
September	1.092	1.094	-0,2	862	26,7	667	63,7	1.077	1,4
October	683	813	-16,0	782	-12,7	583	17,2	813	-16,0
November	495	500	-1,0	463	6,9	295	67,8	518	-4,4
December	344	351	-2,0	340	1,2	296	16,2	352	-2,3
Territory of registration									
Araba / Álava	907	1.028	-11,8	908	-0,1	539	68,3	989	-8,3
Bizkaia	3.389	3.564	-4,9	2.888	17,3	1.888	79,5	3.410	-0,6
Gipuzkoa	2.379	2.622	-9,3	2.147	10,8	1.355	75,6	2.458	-3,2
Outside of the Basque Country	589	593	-0,7	484	21,7	275	114,2	614	-4,1
Territory of residence									
Araba / Álava	987	1.061	-7,0	949	4,0	546	80,8	1.014	-2,7
Bizkaia	3.509	3.721	-5,7	2.987	17,5	1.965	78,6	3.560	-1,4
Gipuzkoa	2.426	2.676	-9,3	2.206	10,0	1.376	76,3	2.528	-4,0
Outside of the Basque Country	342	349	-2,0	285	20,0	170	101,2	369	-7,3
Type of wedding									
Between people of different sex	7.022	7.556	-7,1	6.161	14,0	3.911	79,5	7.265	-3,3
Between men	106	107	-0,9	106	0,0	50	112,0	86	23,3
Between women	136	144	-5,6	160	-15,0	96	-15,0	120	13,3

Date October 10, 2024

Source: Eustat Marriage statistics

For further information:

Eustat - Euskal Estatistika Erakundea / Basque Statistics Institute

C/ Donostia-San Sebastián, 1 01010 Vitoria-Gasteiz

Press Service: servicioprensa@eustat.es Tel.: 945 01 75 62