

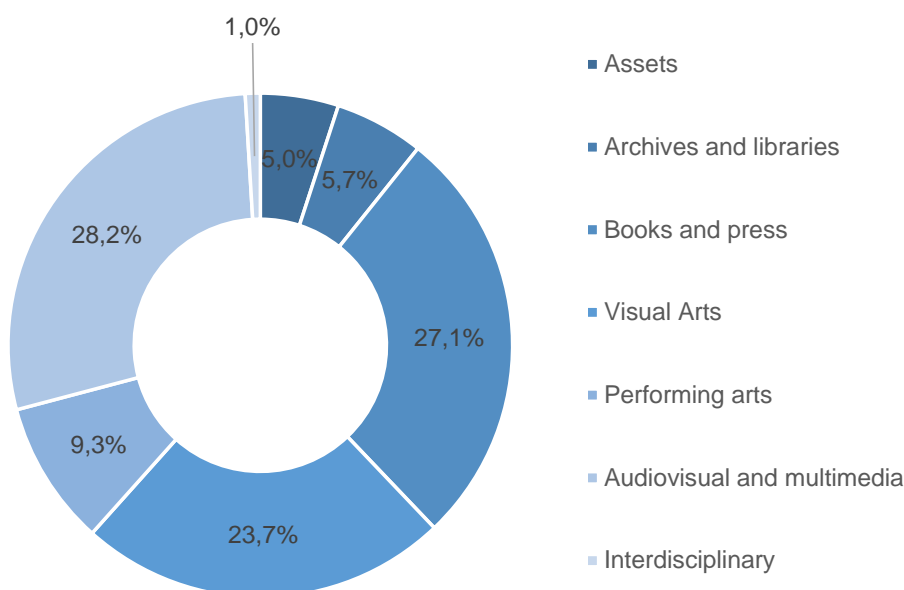
## Cultural activities in the Basque Country generated value added of 1,508 million euros in 2020, 2.1% of GDP

***In terms of employment, cultural activities accounted for 25,638 full-time equivalent jobs, 2.8% of the total***

The **Gross Value Added (GVA)** of cultural activities stood at 1,508 million euros in 2020 in the Basque Country, equivalent to 2.10% of GDP for that year, according to data from the Culture Satellite Account, prepared by Eustat for the first time. Like all other sectors, culture was affected by the consequences of the pandemic and the measures adopted to prevent its spread, leading to an 8.93% drop in the GVA of the sector compared to 2018. In terms of GDP, the GVA of the culture sector also fell in 2020, going from 2.15% in 2018 to 2.10% in that year, meaning that the effects of the crisis affected cultural activities more than they affected the Basque economy overall.

**Cultural activities** encompass several **sectors**, according to their nature, such as “*Heritage*”, “*Archives and libraries*”, “*Books and press*”, “*Visual arts*”, “*Performing arts*”, “*Audiovisual and multimedia*” and “*Interdisciplinary*”. The most economically relevant of these, in terms of **GVA** generated, was “*Audiovisual and multimedia*”, which alone contributed 425 million euros in 2020, 28.2% of cultural GVA; followed by “*Books and press*” with 409 million, accounting for 27.1% and, in third place, “*Visual arts*” with 358 million, a contribution of 23.7%.

**Gross Value Added of the cultural activities of the Basque Country by sector (%). 2020 (p)**



(p) provisional data

Source: Eustat. Culture satellite account

## Evolution and structure of the GVA of culture in the Basque Country. Thousands of euros. 2016-2020

	2016 (p)	2018 (p)	2020 (p)	% of total			Annual variation rate (%)	
				2016 (p)	2018 (p)	2020 (p)	2018 (p) / 2016 (p)	2020 (p) / 2018 (p)
<b>BY SECTORS</b>								
<b>TOTAL GVA CULTURAL</b>	<b>1.655.851</b>	<b>1.655.849</b>	<b>1.508.002</b>	<b>100,0</b>	<b>100,0</b>	<b>100,0</b>	<b>0,0</b>	<b>-8,9</b>
Assets	73.653	71.527	75.606	4,4	4,3	5,0	-2,9	5,7
Archives and libraries	74.192	86.279	86.369	4,5	5,2	5,7	16,3	0,1
Books and press	498.116	487.205	409.294	30,1	29,4	27,1	-2,2	-16,0
Visual Arts	339.100	357.351	358.001	20,5	21,6	23,7	5,4	0,2
Performing arts	212.762	192.392	139.669	12,8	11,6	9,3	-9,6	-27,4
Audiovisual and multimedia	441.058	441.285	424.583	26,6	26,7	28,2	0,1	-3,8
Interdisciplinary	16.970	19.810	14.480	1,0	1,2	1,0	16,7	-26,9
<b>BY PHASES</b>								
<b>TOTAL GVA CULTURAL</b>	<b>1.655.851</b>	<b>1.655.849</b>	<b>1.508.002</b>	<b>100,0</b>	<b>100,0</b>	<b>100,0</b>	<b>0,0</b>	<b>-8,9</b>
<b>Total Nuclear activities</b>	<b>1.428.691</b>	<b>1.439.011</b>	<b>1.322.705</b>	<b>86,3</b>	<b>86,9</b>	<b>87,7</b>	<b>0,7</b>	<b>-8,1</b>
Creation and production	910.503	931.123	866.379	63,7	64,7	65,5	2,3	-7,0
Manufacturing	174.369	164.536	124.692	12,2	11,4	9,4	-5,6	-24,2
Dissemination and distribution	192.971	186.132	170.101	13,5	12,9	12,9	-3,5	-8,6
Promotion and regulation	16.970	19.810	14.480	1,2	1,4	1,1	16,7	-26,9
Education	133.878	137.410	147.053	9,4	9,5	11,1	2,6	7,0
<b>Total Auxiliary activities</b>	<b>227.160</b>	<b>216.838</b>	<b>185.297</b>	<b>13,7</b>	<b>13,1</b>	<b>12,3</b>	<b>-4,5</b>	<b>-14,5</b>
Manufacturing	13.024	10.093	7.500	5,7	4,7	4,0	-22,5	-25,7
Trade and repairs	211.580	203.937	174.740	93,1	94,1	94,3	-3,6	-14,3
Others	2.556	2.808	3.057	1,1	1,3	1,6	9,9	8,9

(p)provisional data

Date December 30, 2022

Source: Eustat. Culture satellite account

**Employment**, measured in full-time equivalent jobs (**FTE**), was marked by the contributions of “Books and press”, with 8,037 FTE jobs in 2020, accounting for 31.3% of total employment assigned to the culture sectors, followed by “Performing arts”, with 7,651 jobs (29.8%) and “Audiovisual and multimedia” in third place, with 6,232 jobs (24.3%).

## Evolution and structure of full-time equivalent employment (FTE) of cultural activities in the Basque Country. 2016-2020

	2016 (p)	2018 (p)	2020 (p)	% of total			Annual variation rate (%)	
				2016 (p)	2018 (p)	2020 (p)	2018 (p) / 2016 (p)	2020 (p) / 2018 (p)
<b>BY SECTORS</b>								
<b>TOTAL jobs FTE</b>	<b>28.760</b>	<b>29.107</b>	<b>25.638</b>	<b>100,0</b>	<b>100,0</b>	<b>100,0</b>	<b>1,2</b>	<b>-11,9</b>
Assets	634	642	587	2,2	2,2	2,3	1,3	-8,6
Archives and libraries	949	932	810	3,3	3,2	3,2	-1,8	-13,1
Books and press	9.043	8.953	8.037	31,4	30,8	31,3	-1,0	-10,2
Visual Arts	8.100	8.388	7.651	28,2	28,8	29,8	3,6	-8,8
Performing arts	2.592	2.640	2.138	9,0	9,1	8,3	1,9	-19,0
Audiovisual and multimedia	7.139	7.231	6.232	24,8	24,8	24,3	1,3	-13,8
Interdisciplinary	303	321	183	1,1	1,1	0,7	5,9	-43,0
<b>BY PHASES</b>								
<b>TOTAL jobs FTE</b>	<b>28.760</b>	<b>29.107</b>	<b>25.638</b>	<b>100,0</b>	<b>100,0</b>	<b>100,0</b>	<b>1,2</b>	<b>-11,9</b>
<b>Total Nuclear activities</b>	<b>25.071</b>	<b>25.385</b>	<b>22.442</b>	<b>87,2</b>	<b>87,2</b>	<b>87,5</b>	<b>1,3</b>	<b>-11,6</b>
Creation and production	14.980	15.342	13.667	59,8	13,5	12,6	2,4	-10,9
Manufacturing	3.435	3.437	2.822	13,7	14,0	13,0	0,1	-17,9
Dissemination and distribution	3.689	3.549	2.923	14,7	1,3	0,8	-3,8	-17,6
Promotion and regulation	303	321	183	1,2	10,8	12,7	5,9	-43,0
Education	2.664	2.736	2.847	10,6	12,8	12,5	2,7	4,1
<b>Total Auxiliary activities</b>	<b>3.689</b>	<b>3.722</b>	<b>3.196</b>	<b>12,8</b>	<b>12,8</b>	<b>12,5</b>	<b>0,9</b>	<b>-14,1</b>
Manufacturing	394	311	259	10,7	8,4	8,1	-21,1	-16,7
Trade and repairs	3.238	3.352	2.878	87,8	90,1	90,1	3,5	-14,1
Others	57	59	59	1,5	1,6	1,8	3,5	0,0

(p) provisional data

Date December 30, 2022

Source: Eustat. Culture satellite account

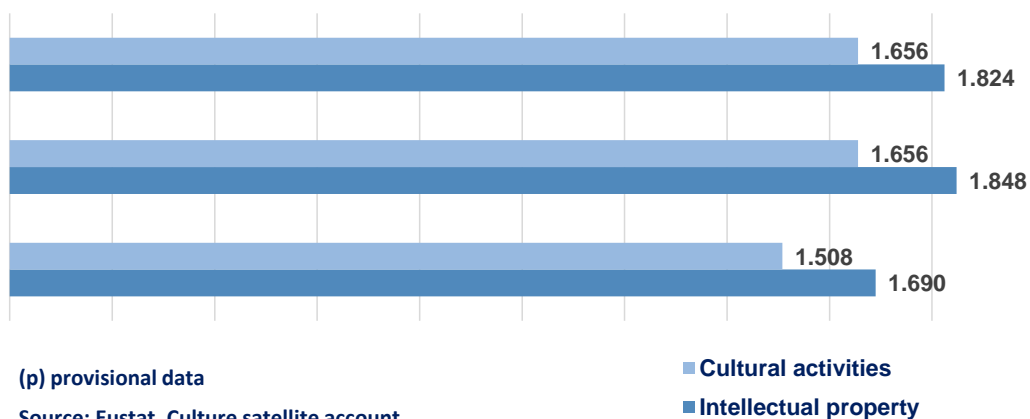
On a year-on-year basis, all sectors, both in terms of value added and of employment, registered a decrease in 2020 as a result of the health crisis experienced that year.

As regards **the phases** of the value chain of cultural goods and services, on one hand we can identify **“Nuclear activities”**, which include “Creation and production”, “Manufacturing”, “Dissemination and distribution”, “Promotion and regulation” and “Education”; and on the other hand, **“Auxiliary activities”**, encompassing a part of “Manufacturing”, “Trade and repairs” and other activities.

Nuclear activities made the greatest contribution to cultural **GVA**, accounting for 87.7% in 2020. The most important of these activities in 2020 was **“Creation and Production”**, which includes the work of artists (for example, the creation of literary works), as well as the production of the cultural service when it is an integral part of the creative work itself (for example, a music concert or the performance of a theatre play). This phase generated 866 million in GVA, 57.5%. Activities related to “Trade and repairs” came second, which include marketing activities for audio and video players, as well as their repair, among others, with a contribution of 175 million and 11.6% of cultural GVA. “Auxiliary activities” refer to those that lead to the creation of products to facilitate the use and enjoyment of cultural goods and services (for example, the manufacture of musical instruments). These activities accounted for 12.3% of the GVA in the culture sector in 2020, 185 million euros.

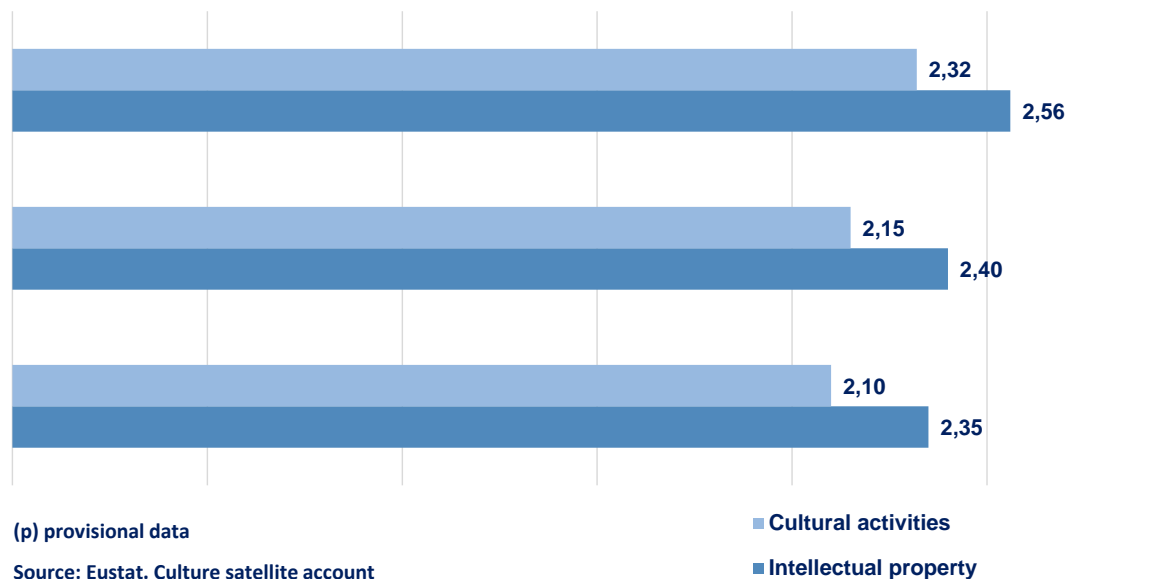
In addition to reporting on cultural activities, the Culture Satellite Account in the Basque Country also provides complete data on **activities linked to intellectual property**. This category excludes certain cultural activities, such as those related to the management of cultural heritage and to education, promotion and cultural regulation, but includes others linked to advertising and computing.

**Gross added value of cultural activities and activities related to intellectual property in the Basque Country. Millions of euros. 2020 (p)**



The **GVA** associated with *activities linked to intellectual property* is, in general, greater than that generated by cultural activities in the strictest sense and it was also affected by the pandemic: in 2020 it stood at 1,690 million euros, following an 8.6% downturn compared to 2018. In terms of GDP, activities linked to intellectual property accounted for 2.35% in 2020, 5 hundredths less than two years before.

**Gross Value Added of cultural activities and activities related to intellectual property in the Basque Country (% of GDP). 2020 (p)**



In 2020, the greatest contribution to **GVA** within *activities linked to intellectual property* came from “*Strictly cultural activities*”, with 1,305 million euros, accounting for 77.2% of the total, compared to 229 million euros for “*Computing*” activities and 155 (13.6%) for those related to “*Advertising*” (9.2%).

## Main data on activities related to intellectual property in the Basque Country. 2016-2020

	2016 (p)	2018 (p)	2020 (p)	% of total			Annual variation rate (%)	
				2016 (p)	2018 (p)	2020 (p)	2018 (p) / 2016 (p)	2020 (p) / 2018 (p)
BY SECTORS								
TOTAL GVA (thousands of euros)	1.824.283	1.847.938	1.689.933	100,0	100,0	100,0	1,3	-8,6
Strictly cultural activities	1.465.340	1.462.967	1.305.335	80,3	79,2	77,2	-0,2	-10,8
Information technology	199.651	214.636	229.398	10,9	11,6	13,6	7,5	6,9
Publicity	159.292	170.335	155.200	8,7	9,2	9,2	6,9	-8,9
TOTAL jobs FTE	33.858	34.630	30.707	1,9	1,9	1,8	2,3	-11,3
Strictly cultural activities	25.936	26.220	22.792	1,4	1,4	1,3	1,1	-13,1
Information technology	3.955	4.298	4.237	0,2	0,2	0,3	8,7	-1,4
Publicity	3.967	4.112	3.678	0,2	0,2	0,2	3,7	-10,6

(p)provisional data

Date December 30, 2022

Source: Eustat. Culture satellite account

### Methodological note:

The Culture Satellite Account of the Basque Country (CSA) is an operation that is part of all the other satellite accounts prepared by EUSTAT. A satellite account is a statistical operation that reflects the reality of an economic sector, employing the same principles, categories and valuation criteria as those applied to the general framework of National Accounting. This method of operation guarantees full comparability between the results obtained for the sector and those obtained for the economy as a whole. The Culture Satellite Account is based on the specification of the culture sector as proposed by UNESCO in the latest edition of its Framework for Cultural Statistics, in 2009, as well as other national and international methodological references.

### For further information:

Eustat - Euskal Estatistika Erakundea / Basque Statistics Institute

C/ Donostia-San Sebastián, 1 01010 Vitoria-Gasteiz

Press Service: [servicioprensa@eustat.eus](mailto:servicioprensa@eustat.eus) Tel.: 945 01 75 62