

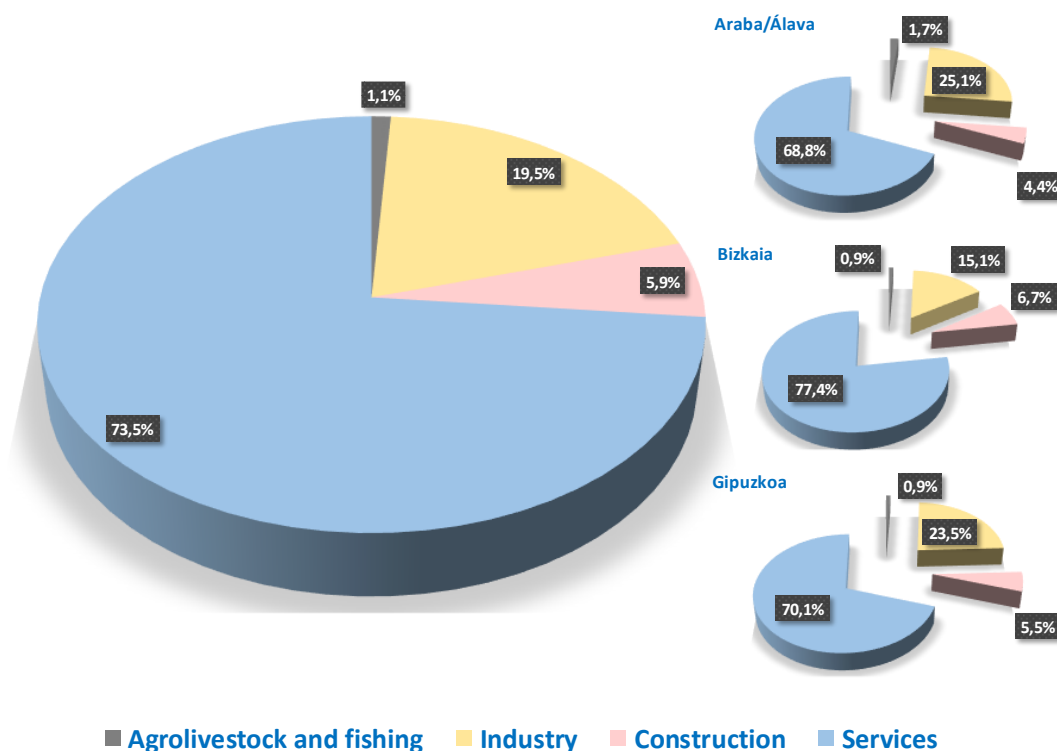
The number of people employed in the Basque Country has increased by 3.8% over the last five years

Nearly three in four employees worked in the services sector

On 1 January 2024, there were 147,524 companies operating in the different sectors of activity in the Basque Country, which represented a decrease of 1,546 companies compared to the previous year (-1.0%), according to Eustat data. These companies carried out their activities in 165,214 establishments (factories, businesses, offices, etc.) that registered a 1.9% increase in the number of people employed. If we look at the last five years, the rise in employment was 3.8%, and there was a positive balance every year, with the exception of 2021, which saw a drop of 1.3%.

More than three quarters of establishments in the Basque Country were concentrated in the services sector (79.0%), employing 73.6% of people. Bizkaia exceeded the figure for the Basque Country with 80.8% of establishments and 77.4% of people employed in this sector. In Álava and Gipuzkoa, it was the industrial sector that stood out with 7.9% of establishments and 25.1% of employees and 7.6% and 23.5%, respectively.

Employees in the Basque Country by branch of activity (A4). 01/01/2024



Source: Eustat. Directory of economic activities

Three sectors stood out as having above average growth in employment: *Information & Communications* (4.9%), *Arts Activities and Other Services* (3.3%) and *Professional Activities and Support Services* (2.3%). Only one sector saw a drop in the number of people employed, namely *Agriculture and Fishing*, with employment down 4.4% this year.

Percentage distribution of employed persons and year-on-year variation in the Basque Country by branches of activity (A10) according to historical territory. 01/01/2024

	Basque Country		Araba/Álava		Bizkaia		Gipuzkoa	
	Individuals employed	Var. %	Individuals employed	Var. %	Individuals employed	Var. %	Individuals employed	Var. %
Total	100,0	1,9	100,0	2,3	100,0	2,1	100,0	1,4
Agriculture, forestry and fishing	1,0	-4,4	1,7	-6,1	0,9	-2,9	0,9	-4,9
Industry, energy and sanitation	19,5	1,9	25,1	1,4	15,1	2,4	23,5	1,7
Construction	5,9	1,7	4,4	1,9	6,7	1,9	5,5	1,1
Trade, transport and hotel industry	25,1	1,5	22,9	1,6	25,7	1,9	25,4	1,0
Information and communication	2,8	4,9	1,8	2,2	3,7	6,1	2,0	2,6
Financial and insurance activities	1,6	0,3	1,0	-0,5	1,9	0,7	1,3	-0,4
Real estate activities	0,5	1,9	0,3	5,3	0,6	1,6	0,5	1,2
Professional activities and support services	14,6	2,3	12,8	5,9	16,5	1,8	12,7	1,6
Public admin., education and health	24,3	1,8	25,7	3,0	24,2	1,5	23,6	1,6
Arts activities and other services	4,6	3,3	4,1	1,4	4,8	5,2	4,6	1,2

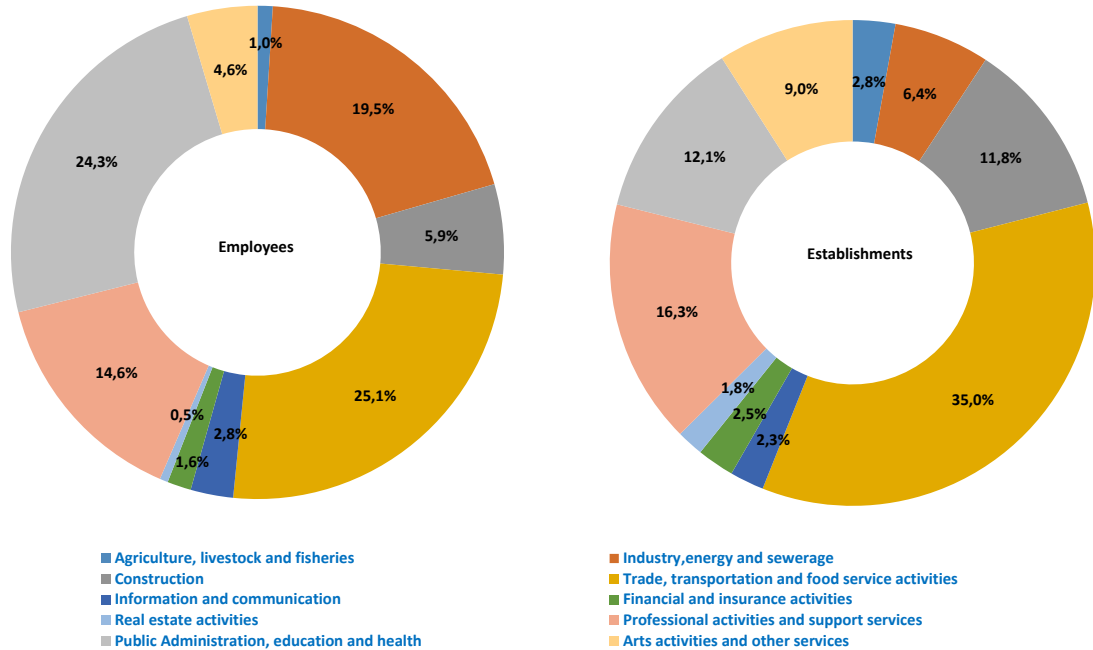
Date November 28, 2024

Source: Eustat. Directory of Economic Activities

As regards structure, the largest sector, according to the number of establishments, was *Trade, Transportation and Hospitality* (35.0% of the total), followed by *Professional Activities and Support Services* (16.3%), *Public Administration, Education and Health* (12.1%) and *Construction* (11.8%).

The distribution of establishments according to their size remained very similar to previous years. Barely 2,660 establishments, 1.6% of the total, were establishments with an average of 50 or more employees, despite accounting for 42.5% of the total number of employees as a whole. On the other hand, 118,223 establishments, almost three quarters, were small (fewer than 3 employees) and accounted for 15.0% of the total. It is in these small establishments where the loss of employment has been concentrated, with 1,947 fewer jobs. In contrast, employment grew most in the strata of 50 and more employees and 20 to 49 employees, gaining 11,879 and 5,328 jobs respectively.

Distribution of employees and number of establishments by branches of activity (A10) in the Basque Country. 01/01/2024



Source: Eustat. Directory of economic activities

As regards the average size of the establishments, by large activity branches, the greatest concentration of employed individuals was in the *Industry, Energy and Sewerage* sector, with an average size of 17.5 in the Basque Country as a whole. Álava stood out with 21.3 people, while the average size in Bizkaia and Gipuzkoa was 15.9 and 17.5 people per establishment, respectively.

Percentage distribution of people employed in the Basque Country by branch of activity (A10) according to historical territory and sex. 01/01/2024

f X E Euskal Estatistika Erakundea/Instituto Vasco de Estadística



	Basque Country		Araba/Álava		Bizkaia		Gipuzkoa	
	Men	Women	Men	Women	Men	Women	Men	Women
Total	55,0	45,0	56,1	43,9	54,6	45,4	55,0	45,0
Agriculture, forestry and fishing	78,8	21,2	77,1	22,9	82,4	17,6	75,0	25,0
Industry, energy and sanitation	78,8	21,2	79,2	20,8	79,1	20,9	78,1	21,9
Construction	89,0	11,0	88,2	11,8	88,9	11,1	89,7	10,3
Trade, transport and hotel industry	53,6	46,4	53,6	46,4	54,1	45,9	52,7	47,3
Information and communication	64,6	35,4	66,8	33,2	64,4	35,6	64,0	36,0
Financial and insurance activities	43,4	56,6	44,2	55,8	44,2	55,8	41,3	58,7
Real estate activities	45,7	54,3	36,6	63,4	46,6	53,4	47,2	52,8
Professional activities and support services	50,1	49,9	50,5	49,5	50,6	49,4	48,9	51,1
Public admin., education and health	32,7	67,3	33,3	66,7	33,4	66,6	31,3	68,7
Arts activities and other services	45,4	54,6	44,9	55,1	46,6	53,4	43,9	56,1

Date November 28, 2024

Source: Eustat. Directory of Economic Activities

By sex, 45.0% of people employed in the Basque Country in 2023 were women, a similar percentage to the previous year. The sectors with most female employees were Healthcare and Social Services (78.1% women), Education (67.0%) and Services (62.6%). By contrast, the sectors in which the majority of employees were male were *Construction* (89.0%), and *Industrial and Primary*, with approximately 79% in both cases.

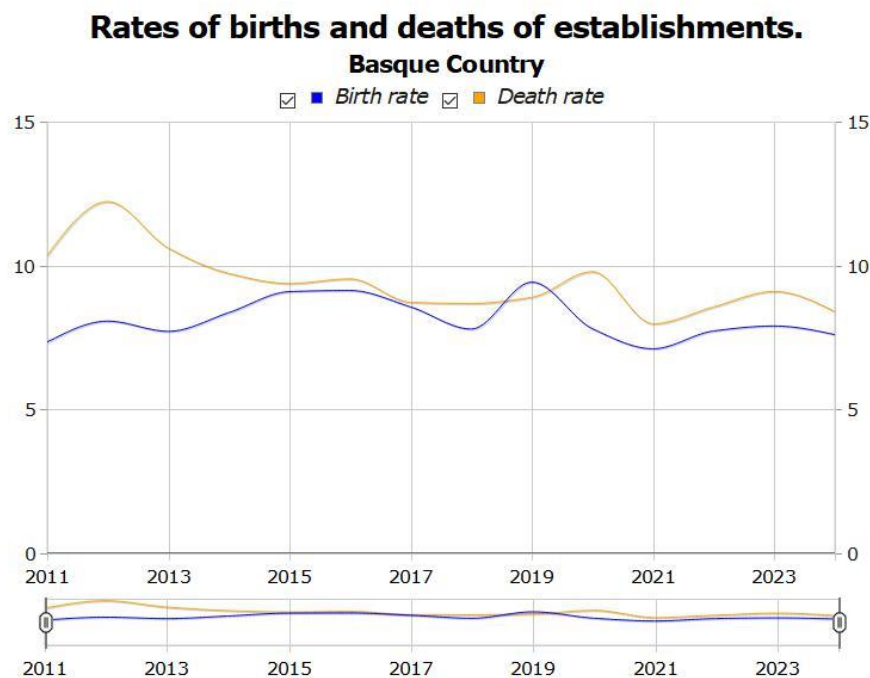
COMPANIES

Of the total of companies (legal units) that provide support for establishments' activities, 96.6% were based in the Basque Country and the remaining 3.4% (4,974) were in the rest of Spain. Of those with 100 employees or more, the percentage based in the Basque Country reached 77.0%. Bizkaia accounted for slightly more than half the companies based in the Basque Country, with 74,178 companies (50.3%); Gipuzkoa had 48,331 (32.8%) and Álava 20,041 (13.6%).

The average size of companies in the Basque Country remained stable, with 6.4 employees per company and 5.7 per establishment. Companies under individual ownership only had 1.4 employees, both per company and establishment, whereas for the other legal forms these averages reached 13.5 and 10.7 employees, respectively.

BUSINESS DEMOGRAPHICS

Regarding the age of the companies, the fact that many of these Basque companies are relatively new stands out. 30.7% of companies operating in the Basque Country were five years old or less and the percentage of those in operation for two years or less stood at 14.0%.



Regarding rotation, and taking into account establishment openings and closures, 12,484 began and 13,857 ceased trading during 2023, with a negative balance of 1,373 establishments. The establishment birth rate (quotient between those created and the stock) was 7.6% and the death rate was 8.4%. As a result, the net growth rate was negative (-0.8%).

The greatest rotation was seen in the branches of *Trade, Transportation and Hospitality*, with 29.9% of new openings and 34.0% of closures; 17.4% of new openings and 17.3% of closures in *Construction*; and *Professional Activities and Support Services*, with figures of 16.5% and 16.0%, respectively.

In the analysis of demography by legal status, the establishments created under the individual ownership formula stand out for having generated 66.4% of new openings and 71.4% of closures.

In terms of the number of people employed, individually-owned establishments accounted for 40.4% of people employed in new establishments, while establishments that are now closed employed 48.6%. Limited Companies were also noteworthy, with 37.4% of jobs created in establishments opened and 30.9% of jobs lost in establishment closures.

Establishment demographics in the Basque Country. 01/01/2024

	New entries	Cancelled entries
Total	12.484	13.857
By Activity		
Agriculture, forestry and fishing	190	532
Industry, energy and sanitation	520	691
Construction	2.166	2.392
Trade, transport and hotel industry	3.727	4.710
Information and communication	483	417
Financial and insurance activities	292	305
Real estate activities	234	222
Professional activities and support services	2.058	2.221
Public admin., education and health	1.549	1.277
Arts activities and other services	1.265	1.090
By legal personality		
Natural person	8.289	9.898
Partnership	210	308
Limited company	3.051	2.631
Other companies and associations	895	986
Other legal forms	39	34

Date November 28, 2024

Source: Eustat

In terms of establishment size, the most dynamic stratum was that of 2 employees or under, as has become the norm. This stratum alone accounted for 90.0% of all new openings and 91.5% of all closures.

On the contrary, the stratum of large establishments, those with 50 or more employees, only accounted for 0.1% of new openings and 0.1% of closures. On the other hand, it accounted for 8.3% of all jobs created in new establishments and 4.6% of all jobs lost in establishment closures.

For further information:

Eustat - Euskal Estatistika Erakundea / Basque Statistics Institute

C/ Donostia-San Sebastián, 1 01010 Vitoria-Gasteiz

Press Service: servicioprensa@eustat.eus Tel.: 945 01 75 62