


ECONOMIC PUBLICATIONS**EDUCATION ACCOUNT 2001 = HEZKUNTZAREN KONTUA 2001** [On-line, 2004](#)

The Education account came into being with the aim of bringing together, in one coherent framework, the available information concerning the consumption of resources by educational activities as a whole in the A.C. of the Basque Country

HEALTH ACCOUNT OF THE A.C. OF THE BASQUE COUNTRY = OSASUNAREN KONTUA. EUSKAL AE

. Bi-annual

 Ref. period: 1997-


[Price 3](#)

 [Information on the Website \(Years 1997 and 1999\)](#)

These summary statistics, produced from other administrative statistics and reports provides a series of data whose coverage is three-fold: healthcare by function, health service providers and sources of finance

SOCIAL PROTECTION ACCOUNT OF THE A.C. OF THE BASQUE COUNTRY = GIZARTE-BABESAREN KONTUA. EUSKAL AE

. Bi-annual

 Ref. period: 2003-

[Price 3](#)

 [Information on the Website \(Years 1995, 1997, 1999 and 2003\)](#)

These statistics provide information on the amount of monetary and in kind benefits that the different agencies that make up social protection provide for the citizens of the A.C. of the Basque Country. There are also details on the funds that finance the complex network of social protection.

CUENTA SATÉLITE DE TURISMO / TURISMOAREN KONTU SATELITEA Periodo disponible: 2000 - 2004

[Price 3](#)

ECONOMIC ACCOUNTS OF THE A.C. OF THE BASQUE COUNTRY = EUSKADIKO K.A.ko KONTU EKONOMIKOAK

. Yearly



Ref. period: 1982-

[Price 3](#)[Information on the Website](#)

This summary statistical operation, integrating all the available economic information, contains, amongst other things, an evaluation of all the economic activity carried out in the A.C. of the Basque Country, as well as a summary, in comparable terms, of the contribution of each Province to the product and income of the Autonomous Community

PUBLIC ADMINISTRATION ACCOUNTS = HERRI ADMINISTRAZIOEN KONTUAK

. Yearly



Ref. period: 1996-1998.

[Price 3](#)

Ref. period: 1999

[On-line, 2001](#)

Up to publication in 1995 the information referring to the public sector, in terms of national accounting, was published in the Economic Accounts. Due to its economic relevance, from 1996 onwards it was considered essential to prepare a specific publication with its own methodological note and results analysis.

MUNICIPAL BUDGETARY STATISTICS. Payments 1983/86 and Budgets 1987 = UDAL-AURREKONTUEN ESTATISTIKAK: 1983/86ko likidazioak eta 1987ko aurrekontuak

Out of print

Continued in:

PUBLIC SECTOR BUDGETARY STATISTICS. Payments. Budgets = SEKTORE PUBLIKOAREN ARURREKONTUEN ESTATISTIKAK. Likidazioak. Aurrekontuak

. Yearly



Ref. period: 1987/88-1999/00.

[Price 3](#)[Information updated yearly on the Website](#)

This operation tackles the task of bringing together, in a single document, individualised information on the main budget payment figures from 1983 onwards for all the municipalities of the A.C. of the Basque Country. It also offers a detailed development of both the budgetary payments and the budgets of the Provincial Administration and the Autonomous Administration respectively.

**INPUT-OUTPUT TABLES OF THE A.C. OF THE BASQUE COUNTRY 1985 =
1985eko EUSKADIKO K.A.ko INPUT-OUTPUT TAULAK**

Ed. 1988-1990 (3 vol.)

Vol. I: Methodology and basic information = Metodologia eta oinarizko informazioa

Vol. II: Input-output tables = Input-output taulak

Vol. III: Results analysis = Emaidzen analisia



Appendix = Eranskina (7 diskettes in folder)

[Price 5](#) (Complete work)

Input-output tables, from the descriptive-accounting point of view, offer a global and highly disaggregated vision of the structure of a specific economy and its inter-sector relationships. Furthermore, they act as a basis for a wide range of subsequent studies using the input-output model, making them an analytical tool with a number of possibilities.

**INPUT-OUTPUT TABLES OF THE A.C. OF THE BASQUE COUNTRY 1990 =
1990eko EUSKADIKO K.A.ko INPUT-OUTPUT TAULAK**

Ed. 1993-1995. (3 vol + Electronic ed.)

Vol. I. - Vol. II: Basic information = Oinarizko informazioa

Vol. III: Results analysis = Emaidzen analisia

[Price 5](#) (Complete work)



Electronic ed. (HEDAPEN): Presented in folder with 6 diskettes and manual for PC-Axis (Includes programme)

Ed. 1997?



Out of print

The input-output table is a vital tool in economic analysis which, in addition to offering a global vision of a specific economy, analyses its structure and details its inter-sector relationships. It is the second time that EUSTAT has been commissioned with its production.

**INPUT-OUTPUT TABLES OF THE A.C. OF THE BASQUE COUNTRY 1995 =
1995eko EUSKADIKO K.A.ko INPUT-OUTPUT TAULAK**

Ed. 1998-1999. (2 v.)

Vol I: Input-output tables

Vol II: Results analysis = Emaizten analisia

[Price 5](#) (Complete work)

Third edition of the input-output tables, produced by EUSTAT, with the novelty of the incorporation of accounting rules and new sector classifications recommended by the SEC 1995, which involved certain methodological changes with regard to previous tables and will allow them to be comparable with similar studies carried out in the European Union.

**INPUT-OUTPUT TABLES OF THE A.C. OF THE BASQUE COUNTRY 2000 =
2000ko EUSKADIKO K.A.ko INPUT-OUTPUT TAULAK**[On-line, 2003](#)

EUSTAT has produced the Input-output tables for the fourth time with the aim of representing the main economic relationships in the Basque economy with a detailed sectorial break-down, allowing a greater awareness of the Basque economy and thus allowing the development of the appropriate economic policies and evaluate its incidence.

**INPUT-OUTPUT TABLES OF THE A.C. OF THE BASQUE COUNTRY = EUSKADI
K.A.ko INPUT-OUTPUT TAULAK**

. Yearly

Ref. period: 1995-

[On-line, 2004-](#)

This statistical operation takes the form of a statistic-accounting tool in which we can find the totality of the production and distribution operations recorded in the economy of the A.C. of the Basque Country.

**SATELLITE ACCOUNTS OF HOUSEHOLD OUTPUT = ETXEKO LANARI
BURUZKO SATELITE-KONTUA**

. Five-yearly

Ref. period: 1993, 1998 and 2003

[On-line, 2004](#)

The objective of the satellite accounts of household output is to provide a global image of the productive activities undertaken by households and offer an estimation of the economic value contributed by these activities

DIRECTORY OF ECONOMIC ACTIVITIES (DIRAE). 1991-1996 = JARDUERA EKONOMIKOEN GIDAZERRENDA (JEGID). 1991-1996

Ed. 1997

[Price 3](#)[Information updated yearly on the Website](#)

Directories are an essential part of statistical work when selecting samples and weighting data, as well as the geographical identification of the units offering information. In this case the main results of the various variables that make up the DIRAE for the period from 1991 to 1996 are shown.

1982 AGRICULTURAL CENSUS OF THE A.C. OF THE BASQUE COUNTRY = EUSKAL HERRIKO KOMUNITATE AUTONOMOKO 1982ko NEKAZAL ZENTSUA

Ed. 1985. (4 vol.)

Vol. I: Inventories = Inbentarioak

Vol. II: Land use = Lurraren erabilera

Vol. III: Livestock, machinery and work = Aziendak, makineria eta lana

Abridged ed. = Argitalpen laburtua

[Price 4](#) (Complete work)

This census operation, carried out in collaboration with the Department of Agriculture and Fishing is updated every 10 years and sets out to explore the structure of the agricultural sector, using farms as the unit of information. It records information relating to all the municipalities of the A.C. of the Basque Country.

1989 AGRICULTURAL CENSUS OF THE A.C. OF THE BASQUE COUNTRY.**Provisional results****= 1989ko EUSKADIKO K.A. NEKAZAL ZENTSUA. Behin-behineko emaitzak**

Ed. 1990

[Price 2](#)

An initial, provisional overview of the basic data of Basque agriculture drawn from the Agricultural Census corresponding to 1989 carried out in collaboration with the Department of Agriculture and Fishing.

1989 AGRICULTURAL CENSUS OF THE A.C. OF THE BASQUE COUNTRY = 1989ko EUSKADIKO K.A. NEKAZAL ZENTSUA

Ed. 1991. (4 vol.)

Vol. I: Inventories = Inbentarioak

Vol. II: Land use = Lurraren erabilera

Vol. III: Livestock, machinery and work = aziendak, makineria eta lana

Vol. IV: Gross margin and technical-economic guidance = Marjina gordina eta orientazio tekniko-ekonomikoa

[Price 6](#) (Complete work)

New edition of the census operation, carried out in collaboration with the Department of Agriculture and Fishing, which sets out to explore the structure of the agricultural sector. The information presented refers to all the municipalities of the A.C. of the Basque Country

**1999 AGRICULTURAL CENSUS OF THE A.C. OF THE BASQUE COUNTRY =
1999ko EUSKADIKO K.A. NEKAZAL ZENTSUA**



[Ed . On-line ed. 2004](#)

The Census covers all the farms in the A.C. of the Basque Country, as of 30th September 1999, regardless of who may be the physical or legal owner or the purpose of the agricultural production. The objective of this statistical operation is to offer structural information letting us know the current make up of the agricultural sector as well as its evolution.

**SURVEY ON THE STRUCTURE OF FARMS 2003 = 2003ko NEKAZARITZAKO
USTIATEGIEN EGITURARI BURUZKO INKESTA**



[On-line, 2005](#)

Survey carried out carried out in collaboration with the Department of Agriculture and Fishing and the Provincial Councils of the A.C. of the Basque Country, following the European Union guidelines, with the objective of evaluating the situation of agriculture in the Community and monitor the structural evolution of farms.

**STRUCTURE OF THE INDUSTRIAL SECTOR OF THE A.C. OF THE BASQUE
COUNTRY = EUSKAL HERRIKO K.A.ko INDUSTRI SEKTOREAREN EGITURA**

Ed. 1983



Out of print

Compilation of statistical charts giving information on the number of establishments and people employed in industry in 1981, according to various different sectorial and territorial distributions, at Province, district and municipality level.

INDUSTRIAL SECTOR ACCOUNTS = INDUSTRI SEKTOREAREN KONTUAK

. Yearly



Ref. period: 1982-1984.



Out of print

Continued by:

INDUSTRIAL ACCOUNTS = INDUSTRI KONTUAK

. Yearly



Ref. period: 1985-1996.

[Price 3](#)

Continued by:

INDUSTRIAL AND CONSTRUCTION ACCOUNTS = INDUSTRIAREN ETA ERAIKUNTZAREN KONTUAK

. Yearly



Ref. period: 1997-1998.

[Price 3](#)

Information updated yearly on the Website:

[Industrial statistics](#)[Construction statistics](#)

This publication sets out to offer wide-ranging and detailed information on the industrial and construction sector. It has a track record of many years, giving the user a appreciable background of data and results with which to analyse the evolution of Basque industry, as well as more a more precise approach to the various sub-sectors.

THE INFORMATION AND COMMUNICATION TECHNOLOGY (ICT) INDUSTRY = INFORMAZIOAREN ETA KOMUNIKAZIOAREN TEKNOLOGIEN INDUSTRIA (IKT)

. Irregular

Ref. period: 1990, 1995, 1998, 1999

[On-line, 2001](#)

The overall objective of the ICT industry is to provide policy-makers, economic and social agents, the University, private researchers and the general public with periodical information concerning the importance of the Information and Communication Technology (ICT) industry in the A.C. of the Basque Country.

IPI. INDUSTRIAL PRODUCTION INDEX = INDUSTRI PRODUKZIOAREN INDIZEA

. Yearly



Ref. period: 1986/88-1996.



Out of print

[Information updated monthly on the Website](#)

Contextual indicator of great importance within economic analysis, providing a rapid, encapsulated view of the evolution of industrial GDP over the months.

IPRI. INDUSTRIAL PRICE INDEX. = INDUSTRI PREZIOEN INDIZEA

. Yearly



Ref. period: 1989-1996.




Out of print

[Information updated monthly on the Website](#)

Contextual statistics that directly measure the prices variable for the industrial sector of the A.C. of the Basque Country. It can be used to analyse the performance of industrial prices and as a deflator of the industrial sector in various economic studies at Basque Country level.

CENSUS OF COMMERCIAL ESTABLISHMENTS 1987 = 1987ko MERKATAL ESTABLEZIMENDUEN ZENTSUA


 Ed. 1989

 **Out of print**

This is the second one produced in the A.C. of the Basque Country. In this case it is a result of the collaboration between the Department of Industry and Commerce and EUSTAT and lets us know the structure of the sector and its main strengths and weaknesses.

TRADE SECTOR ACCOUNTS = MERKATARIZAREN INKESTA

. Irregular

 Ref. period: 1986/88 (Ed. 1991)
1989/90 (Ed. 1993)
1993 (Ed. 1996)


 **Out of print**

Continued by:

TRADE SECTOR AND REPAIRS ACCOUNTS = MERKATARITZAREN ETA KONPONKETAREN INKESTA

. Irregular

 Ref. period: 1995 ([Data-bank](#), years 1995, 1997 and 2000)

 1997 (Paper ed. 2001) [Price 3](#)

 [2000 \(On-line, 2002\)](#)

Survey which sets out to improve awareness of the economic structure of the trade sector and vehicle repair in the A.C. of the Basque Country and in each Province. It also covers the information needed to produce the Annual Economic Accounts and Input–Output tables, and to obtain direct contextual indicators through statistical operations with limited samples which mitigate the time lag of the structural statistics (Domestic Trade Index)

FOREIGN TRADE OF THE A.C. OF THE BASQUE COUNTRY = EUSKADI K.A.ko KANPO MERKATARITZA

. Yearly



Ref. period: 1993-1994, 1996.



Out of print



[Information updated yearly on the Website](#)

Using data provided by the Department of Customs and Special Taxes of the State Tax Administration Agency, these statistics are produced annually explaining the international trade flows existing with the A.C. of the Basque Country.

SURVEY ON PUBLIC FREIGHT TRANSPORT BY ROAD 1989-1990 = ERREPIDEZKO MERKANTZIEN GARRAIO PUBLIKOARI BURUZKO INKESTA. 1989-1990

Ed. 1992

[Price 3](#)

As a result of this survey a series of statistical tables have been obtained, recording highly valuable economics-related information for the analysis of the sector and naturally for its inclusion in a global economic analysis.

PROFESSIONAL AND BUSINESS SERVICES (1996) = LANBIDE ETA ENPRESA-ZERBITZUAK (1996)

Ed. 1998

[Price 3](#)

This publication analyses a sector which has acquired some importance in recent years, both quantitative and qualitative, since it is required by all the other sectors, i.e. it is the basis for the internal articulation of the economy.



On-line eds. for 1994, 1996, 1998 and 1999 ([Data Bank](#))

ECONOMIC SURVEY OF OTHER SERVICES 1999 = 1999ko BESTELAKO ZERBITZUAK SEKTOREAREN INKESTA EKONOMIKOA

[On-line, 2001](#)


Statistical operation which sets out to explain the economic structure of the various services sub-sectors of the A.C. of the Basque Country and each Province. At the same time its aim is to cover the information required for the production of the Annual Economic Accounts and Input-Output Tables

**ECONOMIC SURVEY OF THE CATERING SECTOR 1999 = 1999 ko
OSTALARITZA-SEKTOREAREN INKESTA EKONOMIKOA** [On-line, 2001](#)

Survey which sets out to explain the economic structure of the various services sub-sectors of the A.C. of the Basque Country and each Province, as well as providing the information required for the production of the Annual Economic Accounts and Input-Output Tables, where global data for the sector is updated annually for the main macro-figures

**THE INFORMATION SOCIETY. The Basque Country = INFORMAZIO GIZARTEA.
Euskadi**

. Yearly

 Ref. period: 2000-

Title variation. (2001-): **PANORAMA OF THE INFORMATION SOCIETY. The Basque Country = INFORMAZIOAREN GIZARTEAN PANORAMA: Euskadi**

[Price 3](#)

The aim is to provide policy-makers and economic and social agents with a systemized, comprehensive and accurate flow of information on one of the most passionate changes at the end of the 20th century: the creation of a new setting covering and integrating economic, social and cultural aspects of society materialised in a series of technological elements associated with communication and information

**SURVEY ON THE INFORMATION SOCIETY. Companies = INFORMAZIOAREN
GIZARTEARI BURUZKO INKESTA. Enpresak**

. Yearly

Ref. period: 2000-

 [On-line, 2004](#)

The basic aim of the SIS is to provide policy-makers, economic and social agents, the University, private researchers and the general public with periodical information concerning the inroads made by Information and Communication Technology (ICT) in the companies of the Basque Country.

**SURVEY ON THE INFORMATION SOCIETY. Families = INFORMAZIOAREN
GIZARTEARI BURUZKO INKESTA. Familiak**

. Yearly

Ref. period: 2000-

 [On-line, 2004-](#)

The basic aim of the SIS is to provide policy-makers, economic and social agents, the University, private researchers and the general public with periodical information concerning the inroads made by Information and Communication Technology (ICT) among the population of the Basque Country.

SURVEY ON THE INFORMATION SOCIETY. Primary sector = INFORMAZIOAREN GIZARTEARI BURUZKO INKESTA. Lehe sektorea

. Bi-annual

Ref. period: 2003.



[On-line, 2004](#)

The basic aim of the SIS is to provide policy-makers, economic and social agents, the University, private researchers and the general public with periodical information concerning the inroads made by Information and Communication Technology (ICT) in the primary sector of the Basque Country.

PERSONAL AND FAMILY INCOME STATISTICS 2001 = 2001eko ERRENTA PERTSONAL ETA FAMILIARRAREN ESTATISTIKA

Ed. 2005

[Price 3](#)

These statistics set out to discover the distribution of individual and family wealth by means of homogenous processing of tax data by category and sources of income linked to census variables of the population of the A.C. of the Basque Country.

SURVEY ON TECHNOLOGICAL INNOVATION = TEKNOLOGIA-BERRIKUNTZAREN INKESTA

. Yearly


Ref. period: 2003-



[On-line, 2005](#)

The main aim of these statistics is to discover the efforts made by various sectors of the economy in technological innovation, as well as obtaining a series of indicators letting us compare the level reached in our Community with the other countries in our environment.

To be precise, we measure the amount of expenditure on technological innovation, among other things, and its distribution among the different activities, the economic impact of innovation, public funding and the factors which hinder innovation.

PANORAMA OF BASQUE INDUSTRY 2007 Ed.: 2008[Price 3](#) [On-line](#)

This publication offers the most complete and comparative overview possible of the Basque industrial sector from various perspectives, using the latest data collected from the different statistics, chiefly produced by Eustat.